


# THE STABLE




**This plane has a lot of stability and can fly far.  
Has a tendency to flip upside down during flight.  
If you slightly bend the two wings up at the rear, you  
can get it to do flips and tricks.**

**1** Fold paper in half.




**2** Unfold and then fold the top two corners to the center fold.



**3** Fold the top peak down to create a square.




**4** Fold the top two corners to the center about an inch above the downward facing point, to form a triangle shape on top and a diamond shape on bottom.





**5** Fold the downward facing point up to secure the flaps.



**6** Fold the plane in half away from you and flatten it out.



**7** Fold the edges down to create the wide wings.



## FINISHED AIRPLANE