



T H E

S P E A R

P L A N E

**This plane is a great distance model.
It will shoot into the air just like a spear.**

1 Fold the top right corner to the left side, where the crease begins at the bottom right corner.



2 Open the sheet back up and repeat the same step with the left corner.



3 Again, open back up and fold the right corner along the crease of the previous fold.




4 Repeat with the left side.



5 Next, fold the top right edge, where the outer edge meets the raw edge in the center.




6 Repeat with the left edge.




7 Now, fold the top edge down to meet the point where the layers cross.



8 Fold the plane in half away from you.



9 Fold down one wing at a slight angle. Finally, repeat with the second wing.



F I N I S H E D
A I R P L A N E