




# CROSS

# WING

**This plane is small and fast, allowing it to go wherever you'd like. It's size and heavy nose makes it one of the better flying planes.**


**1** Fold paper in half widthwise.



**2** Fold the top corners to the center line so that the bottom corners crease symmetrically.



**3** Now, open up the sheet and accordion fold the top corners in.




**4** Fold the top corners to the center line.





**5** Fold the peak back about one inch.



**6** Fold the plane in half towards you.



**7** Fold out the sides to create the wings and fold the ends up about one inch.



# FINISHED AIRPLANE